

SPECIAL ISSUE
Researching 21st Century Education Policy
Social Network Analysis

education policy analysis
archives

A peer-reviewed, independent,
open access, multilingual journal



Arizona State University

Volume 28 Number 124

August 17, 2020

ISSN 1068-2341

**From Policy Networks to Policy Preferences:
Organizational Networks in the Opt-Out Movement**

Nancy Green Saraisky



Oren Pizmony-Levy

Teachers College, Columbia University
United States

Citation: Green Saraisky, N., & Pizmony-Levy, O. (2020). From policy networks to policy preferences: Organizational networks in the opt-out movement. *Education Policy Analysis Archives*, 28(124). <https://doi.org/10.14507/epaa.28.4835> This article is part of the special issue, *Researching 21st Century Education Policy Through Social Network Analysis*, guest edited by Emily Hodge, Joshua Childs, and Wayne Au.

Abstract: Organizational networks shape education policy by influencing power holders and elites, but do they have similar effects on grassroots activists? We use data from the National Survey on Opting Out (2016 and 2018; $n = 2,909$) to examine the role of organizational networks in mobilizing activists in the opt-out movement (a movement in which parents and caregivers refuse to have their children sit for standardized tests). Despite characterizations of the opt-out movement as a bunch of “soccer moms” disappointed with their children’s test scores, our findings show that opt-out is in fact a structured movement reliant on social movement organizations (SMOs) with agendas that go beyond standardized tests. Further, we demonstrate a small but significant correlation between contact with SMOs and individual policy

Journal website: <http://epaa.asu.edu/ojs/>
Facebook: /EPAAA
Twitter: @epaa_aape

Manuscript received: 6/6/2019
Revisions received: 4/2/2020
Accepted: 5/22/2020

preferences. These patterns suggest that organizational networks may inform education policy by creating a social space for activists to learn about different policy ideas in education. We discuss implications for research and practice.

Keywords: Social movements; organizations; education policy; accountability; policy networks; standardized tests; opt-out movement

De las redes de políticas a las preferencias de políticas: Las redes organizativas en el movimiento de *opt-out*

Resumen: Las redes organizativas dan forma a la política educativa al influir en los poderosos y las élites, pero ¿tienen efectos similares en los activistas de base? Usamos datos de la Encuesta Nacional sobre *Opting Out* (2016 y 2018; $n = 2.909$) para examinar el papel de las redes organizativas en la movilización de activistas en el movimiento de *opt-out* (un movimiento en el que los padres y cuidadores se niegan a que sus hijos representen a sus hijos). pruebas estandarizadas). A pesar de las caracterizaciones del movimiento de *opt-out* como un grupo de “mamas del fútbol” decepcionadas con los puntajes de las pruebas de sus hijos, nuestros hallazgos muestran que la *opt-out* es de hecho un movimiento estructurado que depende de las organizaciones de movimientos sociales (SMO) con agendas que van más allá de lo estandarizado pruebas. Además, demostramos una correlación pequeña pero significativa entre el contacto con las SMO y las preferencias de políticas individuales. Estos patrones sugieren que las redes organizacionales pueden informar la política educativa al crear un espacio social para que los activistas aprendan sobre diferentes ideas políticas en educación. Discutimos las implicaciones para la investigación y la práctica.

Palabras-clave: Movimientos sociales; organizaciones; política educativa; rendición de cuentas; redes de políticas; pruebas estandarizadas; movimiento de *opt-out*

De redes de políticas a preferências de políticas: Redes organizacionais no movimento *opt-out*

Resumo: As redes organizacionais moldam a política educacional influenciando os poderosos e as elites, mas elas têm efeitos semelhantes sobre os ativistas de base? Usamos dados da *National Opting Out Survey* (2016 e 2018; $n = 2.909$) para examinar o papel das redes organizacionais na mobilização de ativistas no movimento de *opt-out* (um movimento em que pais e responsáveis se recusam para que seus filhos representem seus filhos). Testes padronizados). Apesar das caracterizações do movimento de *opt-out* como um grupo de “mães futebolistas” decepcionadas com os resultados dos testes de seus filhos, nossos resultados mostram que o *opt-out* é, na verdade, um movimento estruturado que depende das organizações. de movimentos sociais (SMO) com pautas que vão além dos testes padronizados. Além disso, mostramos uma correlação pequena, mas significativa, entre o contato com os SMOs e as preferências políticas individuais. Esses padrões sugerem que as redes organizacionais podem informar a política educacional, criando um espaço social para que os ativistas aprendam sobre as diferentes ideias políticas na educação. Discutimos as implicações para a pesquisa e a prática.

Palavras-chave: movimentos sociais; organizações; política educacional; prestação de contas; redes de políticas; testes padronizados; mudança de *opt-out*

Introduction

During the past decade, scholars have increasingly focused on the role of networks in education politics and policy. As Stephen Ball has noted, the shift from a bureaucratic, state-centered policy making apparatus to one that includes a range of actors, from business to philanthropy to advocacy organizations, has impacted policy ideas, governance and public discourse and represents a new way of “getting policy work done” (Ball, 2008, p. 762). The idea of utilizing organizational networks to understand policy making and policy implementation has been gaining momentum, even as education policy has typically been largely oriented toward hierarchically organized state education authorities (Russell, Meredith, Childs, Stein & Prine, 2014). Indeed, one of the attractions of studying policy networks is to shed light on the increasingly complex power dynamics of education policy making, as networks mobilize their resources to influence education policy at the local, national and international levels.

In education, the research on policy networks has typically focused on outcomes at the state or national levels, exploring the impact that networked financing, discourse, and agenda setting have on contentious education policy. For instance, networks have been used to analyze the politics of charter school policy and advocacy (Au & Ferrare, 2014; Mintrom & Vergari, 1998; Scott, 2009) and in studies on the growing role of philanthropic dollars in education reform (e.g., Reckhow & Snyder, 2014). However, the role of grassroots efforts to change education policy remains underexplored. Thus, we know little from the policy networks literature about the role of networks that are operating from the ‘bottom up,’ such as educational social movements that respond to and challenge state education policy.

Luckily, scholars of social movements and sociologists of education have developed useful theoretical and analytical tools to examine the role of organizations and networks in contentious politics. Social movements theory suggests an important role for networks, both individual and organizational, in mobilizing and connecting activists and resources in their efforts to challenge authority (Diani, 1992; Heaney & Rojas, 2007, 2008; Zald & Ash, 1966). Diani defines social movements as “networks of informal interactions between a plurality of individuals, groups and/or organizations, engaged in political or cultural conflicts, on the basis of shared collective identities” (Diani, 1992, p.8). While social movements are comprised of individual activists, the literature notes a particular role for social movements organizations (SMOs) in moving from individual to collective action. SMOs can be understood as the ‘carriers’ of social movements, giving structure, resources and the force of collective action to a movement’s aims, though here too most of the literature on the impact of SMOs measures impact as a function of legislative change at the state or national policy levels (Burstein & Linton, 2002).

In this paper, we use the case of the opt-out movement as a bridge to connect the literature on policy networks with that of social movements in order to better elucidate the impact of networks at the grassroots level. Specifically, we explore the links between individual activists and SMOs, and whether or not activists’ connections to SMOs are associated with individual policy preferences. While activists may have certain individual dispositions that draw them to a movement, we focus on whether those activists who are connected to a network have different preferences than those who are not. The opt-out movement is an appropriate case for this work as it has been one of the more highly visible protest movements in education politics during the past five years.¹ The

¹ A 2017 public opinion survey found that close to two-thirds of Americans (63.3%) had heard about the opt-out movement (Pizmony-Levy & Cosman, 2017). More than half (54.2%) of those surveyed who had heard at least a little about the movement said they understood the goals of the movement either “very well” or “fairly well.”

movement, in which participants have protested against high-stakes testing as a form of educational accountability, is largely thought to be focused on test refusal. However research has shown that the movement is about more than just opposition to high-stakes-testing, and activists in the movement have expressed concern about a variety of current educational policies and reform efforts (Pizmony-Levy & Green Saraisky, 2016; forthcoming).

In this paper, we describe a study of activists in the opt-out movement and their organizational network. Data come from an original survey project, the National Survey on Opting Out, that the authors conducted in 2016 and 2018. The survey instrument includes a question on affiliation/contact with SMOs, questions on policy attitudes, and a host of socio-demographic background variables. We use social network analysis (SNA) and multivariate regression models to answer three related research questions:

RQ #1: What is the organizational network of the opt-out movement?

RQ #2: Which activists in the opt-out movement are connected to social movements organizations (SMOs)?

RQ #3: How do activists with different levels of connection to the opt-out movement vary in their attitudes towards educational reform?

After presenting the SMO network, and analyzing which activists were more likely to be connected with the organizational network, we find that organizational networks do in fact make a difference in individual policy attitudes. Controlling for sociodemographic characteristics, we find that activists that have contact with the organizational network have different views on a variety of educational reform topics than those activists who do not have contact with the organizational network. We also find that the connected activists have different views than the public on certain education policy issues.

This study contributes to the literature on policy networks in education by considering social movements and their organizational networks as important types of networks in contentious education politics. In addition, the study offers a way to bridge two lines of scholarship that are often disconnected (i.e., policy networks and social movements theory). Furthermore, the study contributes to the growing literature on the opt-out movement in the U.S., and to research on social movements and policy preferences in education.

The rest of the paper proceeds as follows. We first discuss the social science literature on policy networks, SMOs and education policy, followed by more specific information about what we know to date about the opt-out movement in the United States. After explaining our data and methods, we present findings, including a visualization the opt-out SMOs network, an analysis of activist connectedness, and evidence of network effects on activists' educational policy views. We then discuss these findings and suggest avenues for future research.

Literature Review

Policy Networks

Social science literature has explored the importance of policy making and policy change, but political science and sociology have emphasized different aspects of how networks may impact policy. The policy literature understands policy networks as “sets of formal and informal linkages between governmental and other actors structured around [...] public policy making and implementation” (Rhodes, 2006, p. 426). These networks can act as mediators of ideas, linkages between political institutions or governance structures in and of themselves. The rise of networks, some have argued, has led to new forms of governance — “government without governing” (Rhodes, 2006, p. 428) — as governments have had to incorporate new actors, new policy interests

and ideas, as well as additional expertise into the policy process (Ball, 2008). The ways in which network actors influence both policy and each other has been a key focus of the policy network theory research (Howlett, Mukherjee & Koppenjan, 2017).

The policy literature has focused generally on how organizational networks influence policy at the state or federal level. The most prominent conceptualizations of policy networks have tended to focus on the role of organized interest groups, especially “advocacy coalitions” (Sabatier & Jenkins-Smith, 1993; Sabatier & Weible, 2007). The advocacy coalitions framework (ACF) identifies beliefs as the causal driver of political change, meaning that shifts in the beliefs of individual policy actors, coupled with available resources and situated in a shifting political context (e.g. changes in socioeconomic conditions, governing coalitions, public opinion), leads to the advocacy of new policy positions. A review of 80 ACF case studies published from 1987 to 2006 demonstrated how the ACF has been applied to host of policy issues, especially those in environmental and health policies (Weible, Sabatier & McQueen, 2009). However, the outcomes of interest in these cases are most commonly policy impacts at the state and federal levels. Though research has shown that several types of individuals, e.g., street-level bureaucrats, policy entrepreneurs, policy brokers and others, can play important roles in the policy process, the role of individuals as policy agents is under explored in the policy network context. Scholars note that the move to more networked governance opens up a space to revisit the role of individuals “not as atomistic actors operating on their own, but rather as actors situated in various structures” (Olsson & Hysing, 2012, p. 257).

Social Movements and Social movements Organizations

Social movements theory also recognizes the role of networks and their impact on policy. Sociologists have focused on social movements and social movements organizations as key constructs in the process of contentious politics and policy (Armstrong & Bartley, 2007; McCarthy, 2013; McCarthy & Zald, 1977). Indeed, the assumption that political organizations like SMOs have an impact on policy is so pervasive “that we treat it as a core hypothesis of democratic politics” (Burstein & Linton, 2002, p. 384). In the social movements literature, scholars focus on networks of social movements organizations (SMOs) as key to collective action activities, as SMOs can mobilize material resources, create alliances, spread information and coordinate efforts (Crossley & Ibrahim, 2012; Diani, 1992). Additionally, they can shape the broadly held policy preferences of the movement (McCarthy & Zald, 1977). As Lohman argues (in Burstein & Linton, 2002, p. 387), SMOs can also play a key role in generating new information that policy makers need to respond to if they do not want their chances of re-election to suffer.

Burstein and Linton’s seminal 2002 study examined the impact of SMOs, interest groups, political parties and public opinion on public policy and found that the impact that SMOs and interest groups have on policy is mediated by public opinion. They found that when public opinion is taken into account, political organizations’ direct impact declines or disappears. SMOs affect policy directly to the extent that their activities provide elected officials with information and resources relevant to those policy makers’ prospects for reelection.

Policy Networks, SMOs and Education Policy Research

In education policy research, the role of networks has been taken up primarily through the use of SNA as the methodological tool of choice. As mentioned previously, most of these studies assess the effects of social networks at the local or national level. For instance, the study of education policy networks has been increasingly used to unpack the dynamics of such policy arenas as foundation giving (e.g., Ferrare & Reynolds, 2015; Reckhow & Snyder, 2014), charter schools (Au & Ferrare, 2014; Kretchmar, Sondel & Ferrare, 2014; Scott, 2009), educational change at the local level (e.g., Daly & Finnigan, 2010), and national education reform (e.g., Baek et al., 2018). There are

some studies that look at the impact of individual social linkages (i.e., social networks) as supporting or constraining the implementation of education reform (e.g., Daly & Finnegan, 2010; Daly, Moolenaar, Bolivar & Burke, 2010), but these studies analyze networks as social networks, not policy networks per se. Additionally there is limited research on the impact of SMOs on education policy; most of the social movements literature focuses on welfare and economic policy. For instance, in Uba's (2009) meta-analysis of 74 journal articles that reported results on the impact of SMOs or interest groups on policy change, only one had an education focus. The relevance of movement participation at the individual level remains under explored (Van Stekelenburg & Klandermans, 2013).

In this paper, we contribute to the growing literature on policy networks in education by connecting the literature on SMOs to the question of how SMOs may impact individual policy preferences. We highlight the role that networks play in education politics not only by mobilizing individuals to take action on contested policy issues, but also by informing individual views on policy. Understanding individual attitudes is important because research suggests that voter preferences are a cause, and not just an outcome, of government choice on policy. We believe that better understanding this process is important in order to fully leverage the relationship between policy networks, SMOs and policy change.

The Opt-out Movement

The opt-out movement, in which parents and caregivers refuse to have their children take federally-mandated annual standardized tests, came quickly to the fore in the mid-2010s as a prominent public challenge to test-based accountability measures in the United States. In 2009, forty-five states and the District of Columbia adopted the Common Core State Standards and their accompanying standardized assessments. These new assessments met with growing resistance and starting around 2014 individuals and groups mobilized to protest the new assessments. This mobilization became known as the opt-out movement (Hursh, Deutermann, Rudley, Chen & McGinnis, 2020; McDermott, Robertson & Jensen, 2014).

Research on the opt-out movement has been fairly limited, though some scholars have tried to understand the demographics and motivations of its participants as well as the movement's organization and structure. In a study of New York districts, Chingos (2015) found that after controlling for the number of students receiving free and reduced lunches, districts with lower test scores had higher opt-out rates. Bennett (2016) found that demographic differences influenced attitudes towards testing and that response to testing requirements varied widely by state. A national survey of opt-out activists from 47 states found that respondents were mostly parents or caregivers of school-aged children and almost half of the activists were teachers or educators (Pizmony-Levy & Green Saraisky, 2016). In a study of the Colorado opt-out movement, researchers used school-level data to demonstrate that widespread participation in opt-out was most prevalent in suburban and rural areas and in higher SES communities with high performing schools (Clayton, Bingham & Ecks, 2019). Additionally, scholars have looked at the role of women in the movement (Schroeder, Currin & McCardle, 2018).

In other research focusing on movement structure and organization, Wang (2017) mapped how the New York opt-out network forged coalition ties, framed messages and mobilized policy solutions. Wang describes the network structure in New York and suggests how disparate grassroots actors were mobilized through network ties and how their message gained coherence and political clout through the strength of the movement's organizational networks. Another study focusing on New Jersey highlighted that state's organizational network and found that three politically liberal parent-led groups collaborated to mobilize opposition to the PARCC test, and also worked across ideological lines with conservative groups to support anti-testing policy and legislation (Supovitz,

Stephens, Kubelka, McGuinn, & Ingersoll, 2016). Paquin Morel (forthcoming) analyzed the discursive frames used by opt-out activists in New York. Using data from dedicated Facebook groups, Paquin Morel shows how activists use socially oriented frames in the initial stages of the movement and then moved to politically neutral frames in order to mobilize a broad base. Additionally, scholars have looked at public opinion about the opt-out movement (Pizmony-Levy & Cosman, 2017).

As with most social movements, the opt-out movement relied on SMOs to mobilize individuals and other resources to support its anti-testing efforts (Pizmony-Levy & Green Saraisky, 2016; Hursh et al., 2020; Wilson, forthcoming). To our knowledge, there is little scholarship that examines the role of SMOs in the opt-out movement (Supovitz et al., 2016 and Wang, 2017 being exceptions). Furthermore, scholars have yet to use the opt-out movement to explore networks and policy preferences. This study aims to address these gaps.

Data and Methods

Our analysis is based on data from the National Survey on Opting Out, an original survey program developed by the authors. The primary goal of the survey program was to explore the politics and mobilization of the opt-out movement. We sought to better understand why and how people became involved in the opt-out movement, as well as activists' perspectives on education policy and reform. We present data from two waves of surveys. The first survey was conducted from January 20 to March 31, 2016 ($n=1,611$). The second survey was conducted from March 7 to May 18, 2018 ($n=1,298$) to assess trends and changes in the movement over time.

Similar to previous research on social movement activism, we drew a non-probability sample of individuals affiliated with the opt-out movement. To minimize sampling bias, a list of national, state and local groups that maintained social media channels was constructed from web-based queries. After receiving permission from the various group administrators, surveys were shared electronically through the groups and their social media platforms. This included posting links to the survey on Facebook and Twitter. In addition, surveys were shared with colleagues and other individuals active in the movement. To expand the reach of the survey, messages about the survey included hashtags such as #optout, #optout2016, and #optout2018.

The survey instrument was designed as a web-based, self-administered questionnaire. Because there is limited research on the opt-out movement, we drew on a range of sources to inform the instrument, including scholarly research, media coverage, materials and artifacts produced by individuals and organizations affiliated with the movement, and consultations with key informants. Some items were taken directly from existing public opinion surveys (e.g., Phi Delta Kappa [PDK] Poll) that had previously asked respondents about standardized assessment and/or opting out. The final survey probed three broad areas. The first section gathered data on participant engagement with the opt-out movement (e.g., reasons for participation and modes of activism). The second section focused on attitudes toward education policy reform, and the use of testing and assessment in education. The third section gathered data on sociodemographic information.

Despite the richness of the data, two caveats should be mentioned. First, the study does not involve a random selection of respondents and this design could have implications for the representativeness of the sample. Second, and relatedly, although the sample includes participants from 47 states, close to half of respondents (46.5 percent) come from three states: New York, Florida, and New Jersey. All three states witnessed high rates of opting out, and their representation in the sample could be a simple reflection of the high mobilization. This pattern could have implications not only for the structure of the organizational network, which we discuss later in the paper, but also for policy preferences of individual activists (see sensitivity analysis). However even

given these limitations, we believe the data can still provide important insights into the role of organizational networks in the opt-out movement.

Measures

Contact with social movements organizations (SMOs). The main variable in our analysis is whether or not respondents were contacted for activism by an organization. Following questions about engagement with opt-out activism (e.g., opting out and other forms of protest), the survey asks respondents “Have you ever been contacted by an organization to participate in any opt-out activities?” This is a binary variable coded 1 for yes and 0 for no. Respondents who answered positively were then asked to type in the names of all the organizations that contacted them (“If yes, which organization(s) have contacted you to participate in any opt-out activities?”). We discuss the analysis of this open-ended question later. This question reveals information about which SMOs participated in the mobilization of activists by contacting them regarding opting out. Contact could have come in a variety of forms, such as an e-mail, a post on social media, a phone call, or an in-person contact. We do not assume that these SMOs were entirely responsible for the individual’s participation in the movement.

Attitudes towards educational reform. To assess the extent to which affiliation with SMOs could have implications for policy, the survey includes two sets of questions on policy preferences. Following Burstein (1998, 2003), we posit that public policy preferences serve as signals for policy makers about which ideas resonate with their electorate; these signals can translate to policy action. Both sets of questions are adapted from the PDK Poll of the Public’s Attitudes Toward the Public Schools (2014, 2015).

The first set of questions evaluates the perceived importance of five ideas for improving public schools in the community: (a) quality of teachers, (b) expectations for what students should learn, (c) effectiveness of principals, (d) how much money the schools have to spend, and (e) using tests to measure what students have learned. These variables are measured with a 4-point Likert-type scale ranging from 1 (not at all important) to 4 (very important).

The second set of questions evaluates the locus of governmental responsibility for five aspects of public schools: (a) paying for the K-12 public education system, (b) deciding what is taught in the school, (c) holding schools accountable for what students learn, (d) determining the right amount of testing, and (e) setting educational standards for what students should know. The responses for these variables are trichotomous: federal government, state government, and local school board.

Controls

In all multivariate models we include a host of socio-demographic controls including gender, race/ethnicity, age, education, income, employment status, teaching profession, and region of residence. Given the political nature of the opt-out movement, we also include political party identification. Descriptions of the variables, metrics, and descriptive statistics are outlined in Table 1.

Table 1

Definitions, metrics, and descriptive statistics of variables in study

Variable	Definition/Metric	Mean	SD
Contact with SMOs	Have you ever been contacted by an organization to participate in any opt-out activities? Yes = 1 , no = 0	.297	
Gender	Women = 1, Men = 0	.873	
Age	Respondent's age	40.903	10.728
Race	White = 1, People of Color = 0	.885	
Education	What is the highest level of education you have completed? High school or less = 1, graduate degree = 5	4.380	.942
Employment	Are you currently working for pay? Yes =1, no = 0	.782	
Occupation	Do you work in the education field as a teacher or an educator? Yes =1, no = 0	.458	
Household income	Considering all sources of income and all salaries, what was your household's total annual income in 2015? Less than \$20,000 = 1, more than \$150,000 = 8 (2% imputed)	6.466	1.386
Region	This research study focused on the opt-out movement in the United States. What state do you live in? We recoded the responses into four categories:	.142	
	Northeast = 1, other = 0	.460	
	Midwest = 1, other = 0	.203	
	South = 1, other = 0	.171	
	West = 1, other = 0		
Political ideology	How would you classify your political views? Please use a scale of 1 to 7, where 1 is extremely liberal, 4 is middle of the road, and 7 is extremely conservative. We recoded the responses into three categories:		
	Liberal = 1, other = 0	.552	
	Middle of the road = 1, other = 0	.286	
	Conservative = 1, other = 0	.162	

Analytical Strategy

There are at least three ways to investigate the organizational structure – or network – of a given social movement. First, one can explore official websites of SMOs to examine hyperlinks to

other SMOs. In this approach, two organizations are tied in the network if one organization refers to another organization. Another approach is to examine texts (e.g., news stories and press releases) to identify SMOs that are active in the movement. In this strategy, two organizations are tied in the network if they are mentioned as co-sponsors of an event or if they appear at the same event. A third alternative is to analyze the co-mobilization or co-recruitment of activists. In this approach, two organizations are tied in the network if they contact the same activists. All three modes of operationalizing organizational networks are commonly used in the literature. Given our research questions and our research design (a survey of activists) we use the third approach in this study.

We analyzed the structure of the opt-out movement using social network analysis (SNA) and prepared visual representation of the network using UCINET 6.289 and NetDraw 2.097 (Borgatti, Everett, & Freeman, 2007). We manually coded the open-ended responses to the question “which organization(s) have contacted you [...]?” When possible, we distinguished between national organizations and state or local chapters, for example “United Opt Out” and “New Jersey Opt Out.” Generic names, such as “local groups,” were removed from the dataset. This process resulted in a two-mode matrix with respondents (in rows) and organizations (in columns) (for discussion and review see Wasserman & Faust, 1994). Following Heaney and Rojas’ work (2007, 2008, 2014) on the U.S. Anti-War movement, we derived the organizational network from the co-contacts by organizations in our data. In other words, we converted the two-mode dataset into a one-mode dataset. Two organizations are tied in this network if they contacted the same individual to participate in opt-out activities. The meaning of a tie in this network is that the organizations have overlapping memberships (and perhaps overlap in ideology, strategy, and/or tactics).

The analytical approach we are taking here does have limitations. Our analysis is based on a sample of opt-out activists, thus the social structures we reveal are dependent on the individuals that participated in our surveys. One implication is that SMOs engaging many opt-out activists have a relatively stable position in the network across years, whereas SMOs engaging small numbers of opt-out activists will vary relatively more with respect to their position in the network.

In addition to SNA, we used logistic regression to examine the predictors of having contact with SMOs. We estimate models for each year separately (i.e., 2016 and 2018). In additional analysis (not reported, available upon request) we also estimated models with interaction terms to evaluate differences between years. We used ordinal logistic regression models to examine the perceived importance of ideas for improving public schools, and we used multinomial logistic regression models to examine the locus of governmental responsibility for aspects of public schools. In total we estimated three models. Model 1 includes only the measure of contact with SMOs. Model 2 adjusts for socio-demographic characteristics. Model 3 introduces an interaction term between contact with SMOs and year.

Results

As noted earlier, the role of SMOs in mobilizing activists varies across space and time. Indeed, descriptive statistics show that in 2016 one-third of respondents (33.2%) said SMOs contacted them to participate in opt-out activities, whereas in 2018 the figure dropped to one-fourth (25.4%). We first explore the organizational network that emerges from the interaction between individual activists and SMOs, and the extent to which this network changed between 2016 and 2018. We then examine how the likelihood of opt-out activists being mobilized by SMOs varies by socio-demographic characteristics and by year. We devote the last part of the analysis to the association between SMOs mobilization and the policy attitudes of opt-out activists.

The Organizational Network of Opt-out Activists

We examine patterns of connections between SMOs in the opt-out movement by following previous social movements scholars' suggestions that the "overlapping relationships between activists constitute the basis of relationships among organizations" (Heany & Rojas, 2008, p. 59; see also Diani, 2004). For example, if a respondent indicated that s/he was contacted by Organization A and Organization B, then there is a tie between these organizations because they have common target audience.

We begin by presenting the organizational network of the opt-out movement, as derived from the 2016 survey. Overall, activists mentioned a total of 167 organizations. Figure 1 presents the main component in the network, which includes 40 organizations (see Appendix A with names and additional information). Two organizations are tied in this network if they contacted at least the same two individuals to participate in any opt-out activity; the thickness of the lines reflects the strength of the tie between the organizations. At the heart of the diagram we find four central SMOs: United Opt Out (UOO), Bad Ass Teachers (BATs), New York State Allies for Public Education (NYSAPE), New York State United Teachers (NYSUT). UOO and NYSEP are focused on standardized tests, as reflected in their websites:

UOO serves as a focused point of unyielding resistance to corporate education reform, test-centric educational practices, and the privatization and destruction of public education [...] UOO's mission is to strengthen public education; fight corporate based reforms that are threatening the concept and existence of an educational system that is publicly funded, quality in nature and available to all; and, in particular, to end the practice of punitive, high-stakes and related activities that are fraudulently being used as "proof" of the incompetence of public education/teachers.

NYS Allies for Public Education are parents, educators and community members who firmly believe in the power of public education and its fundamental link to the success of a thriving community and a transparent, democratic government. We believe excessive testing and inappropriate sharing of private student data without parent consent threaten the future of our students, our schools, and our state. While meaningful assessments are an essential component of a world-class education, the NYS Common Core (Next Generation Learning Standards) standardized assessments are aligned with unproven reforms neither supported by vigorous research nor vetted by educators and parents.

But other key organizations bring with them different agendas and ideas that go beyond standardized testing. For example, the mission of BATs is to "give a voice to every teacher who refuses to be blamed for the failure of our society to erase poverty and inequality" (badassteacher.org). NYSUT, which is a federation of more than 1,200 local unions, is dedicated to improving not only the working conditions of its members, but also their professions: "We're united in a common commitment to improve the quality of education and healthcare for the people of New York" (NYSUT, 2019).

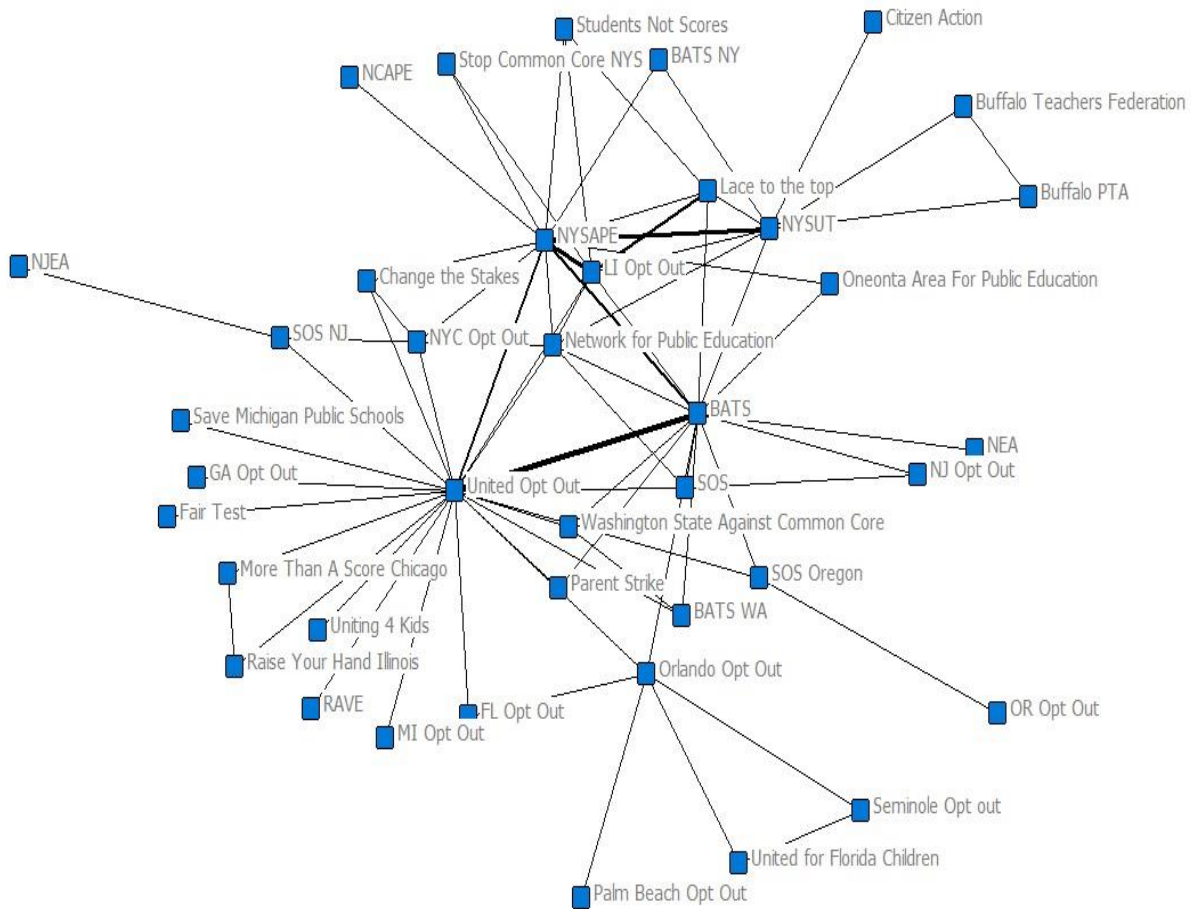


Figure 1. Organizational network of the opt-out movement for 2016

Note: Only the main component of the network is presented. The spring-embedding algorithm in NetDraw 2.097 was used to position SMOs close to one another in the network.

Source: National Survey on Opting Out 2016 ($n=1,611$).

In addition to the four aforementioned SMOs, the network includes state and local chapters of opt-out and BAT's groups, organizations dedicated to public education (e.g., Network for Public Education, and Save Our Schools [SOS]), teachers unions, and organizations dedicated to specific educational issues (Fair Test, Stop Common Core NYS). The Network for Public Education, for example, is an advocacy group whose mission is “to preserve, promote, improve and strengthen public schools for both current and future generations of students” (NPE, 2019). The composition of the network suggests that SMOs could engage opt-out activists on a myriad of educational issues and not only in issues related to standardized tests.

The organizational network of the opt-out movement in 2018 is somewhat different than the 2016 network, as illustrated in Figure 2. The main difference between the two years is the size of the network. In 2018, activists mentioned a total of 88 organizations (about half of the number in 2016). Only 46 organizations were mentioned in both 2016 and 2018 surveys (see Appendix A). Another important difference is the disappearance of many state and local chapters of opt-out and BAT's groups. However, Figure 2 suggests that the heart of the organizational network remained stable across the years with the following SMOs remaining central: United Opt Out (UOO), Bad Ass

Teachers (BATs), NYS Allies for Public Education (NYSAPE), and the Network for Public Education. The composition of the network suggests that in 2018 SMOs continued to engage opt-out activists on many educational issues, and not only on issues related to standardized tests.

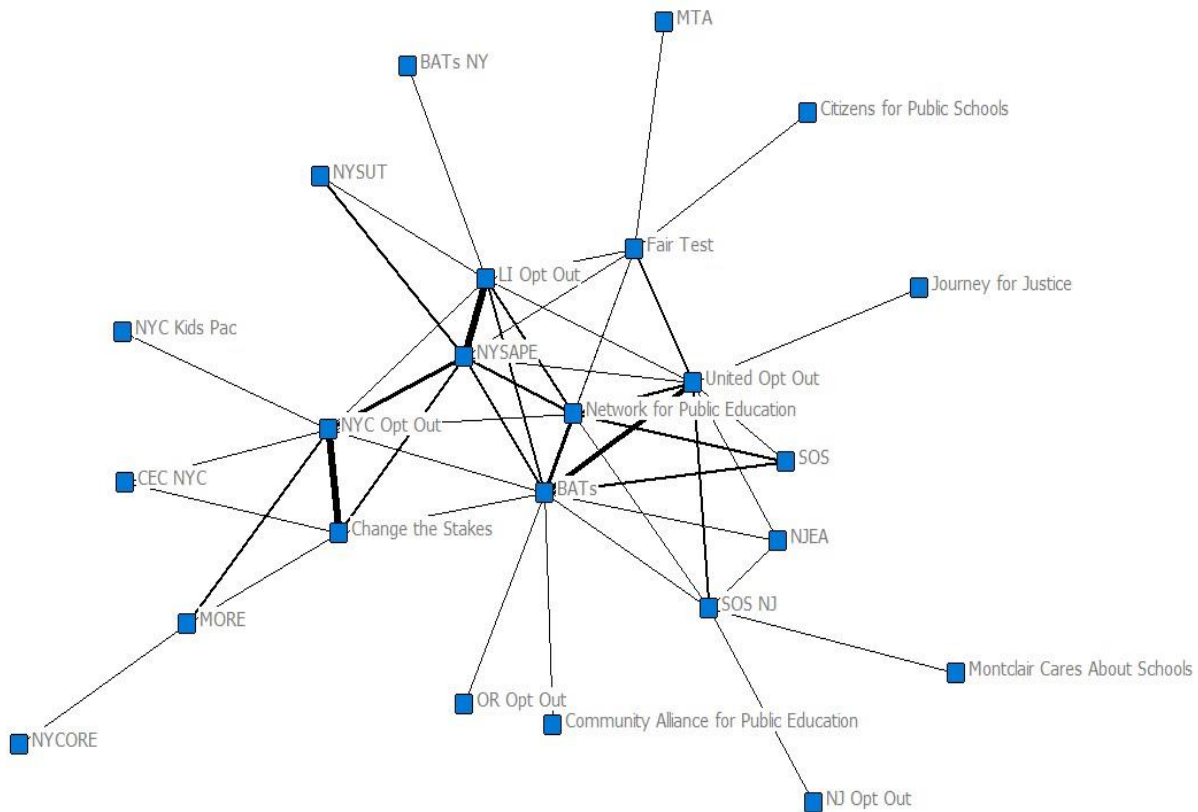


Figure 2. Organizational network of the opt-out movement for 2018

Note: Only the main component of the network is presented. The spring-embedding algorithm in NetDraw 2.097 was used to position SMOs close to one another in the network.

Source: National Survey on Opting Out 2018 (n=1,298).

Who Is More Likely To Be Contacted by SMOs?

Table 2 presents logistic regression models to examine the likelihood that activists say they were contacted by SMOs to participate in any opt-out activities. We begin with the results for the 2016 survey (Model 1). SMOs are more likely to engage men, older respondents, and residents of the Northeast. Moreover, SMOs are more likely to contact liberals and conservatives than politically 'middle of the road' respondents.

Table 2*Unstandardized coefficients from logistic regressions of contact with social movements organizations, by year*

	Model 1 Year: 2016	Model 2 Year: 2018
Woman	-.457** (.164)	-.150 (.188)
Age	.034*** (.007)	.036*** (.008)
Race: White	.159 (.174)	-.165 (.217)
Education	.038 (.070)	.070 (.097)
Household income	.021 (.044)	.083 (.054)
Employed	.298 (.169)	.067 (.191)
Occupation: Teacher	-.057 (.143)	-.026 (.155)
Region: Midwest	-.858*** (.197)	-.981*** (.212)
Region: South	-.436** (.155)	-.567** (.186)
Region: West	-.409** (.156)	-.554** (.192)
Political ideology: Middle of the road	-.711*** (.134)	-.400* (.164)
Political ideology: Conservative	-.236 (.154)	-.821*** (.238)
Intercept	-2.073	-3.704*
<i>N</i>	1611	1298
pseudo <i>R</i> ²	.052	.068
<i>AIC</i>	1975.754	1401.628
<i>BIC</i>	2056.524	1479.156

Standard errors in parentheses. Reference categories: region = Northeast; political ideology = liberal. Both models include controls for household income imputation (not reported). * $p < 0.05$, ** $p < 0.01$, *** $p < 0.001$

For a more concrete interpretation of these results, Table 3 contains predicted probabilities based on the models in Table 2. For example, when other independent variables are at their mean levels, men have a .42 probability of having a contact with SMOs; the probability decreases to .32 for women. Respondents in the Northeast have a .39 probability of having a contact with SMOs, while the probability decreases in other regions (West = .30, South = .29, Midwest = .22). As for political ideology, liberals have a .39 probability of having a contact with SMOs, followed by conservatives with a .33 probability and others (middle of the road) with a .24 probability.

Next, we examine the results for the 2018 survey (Table 2, Model 2). Overall, the patterns are similar, except for gender and political ideology. SMOs engage men and women similarly. Importantly, in 2018, SMOs were more likely to contact liberals than conservatives and others (middle of the road). As illustrated in Table 3, when other independent variables are at their mean levels, liberals have a .29 probability of having a contact with SMOs, while the probability decreases for conservatives (.15) and for others (.22).

In supplementary analysis (not reported, available upon request), we estimated additional models with the pooled sample (i.e., a combination of 2016 and 2018 datasets). Specifically, we conducted a series of analyses in which we included interaction terms between year and selected socio-demographic variables. We began by exploring the interactions between gender and year, and region and year. These interaction terms were found to be statistically nonsignificant. We then explored the interaction between political ideology and year. The model confirmed that SMOs equally engaged liberals and conservatives in 2016, but not in 2018.

Table 3*Predicted probabilities of contact with social movements organizations, by year*

	Year: 2016	Year: 2018
Gender		
Men	.42	.28
Women	.32	.25
Age		
25 years-old	.26	.12
35 years-old	.33	.17
45 years-old	.40	.23
55 years-old	.48	.29
Region		
Northeast	.38	.32
Midwest	.22	.16
South	.29	.21
West	.30	.22
Political ideology		
Liberal	.39	.29
Middle of the road	.24	.22
Conservative	.33	.15

Organizational Network and Policy Preferences

The final step in our analysis focuses on the policy implications of the organizational network of the opt-out movement. We assess the extent to which activists who were contacted by SMOs hold different attitudes towards educational reform and policy than those who did not have contact with the SMO network. We argue that finding an association between contact with SMOs and attitudes towards educational reform is an important indication of the possible link between organizational networks in the opt-out movement and educational policy preferences.

Table 4 presents a summary of ordinal logistic regression models predicting the perceived importance of five ideas for improving public schools in the community. For each outcome variable we estimated two models. Model 1 is a bivariate correlation between contact with SMOs and the outcome; Model 2 adjusts for socio-demographic controls. To better contextualize the results, Figure 3 contains aggregate results for the general public views (PDK, 2014) and predicted probabilities based on Model 2 in Table 4. Figure 3 facilitates two comparisons: (a) between the general public and opt-out activists, and (b) within the opt-out movement (based on a connection with SMOs).

Table 4

Summary of ordinal logistic regression models for perceived importance of five ideas for improving public schools in the community on selected variables

	Model 1	Model 2
Quality of teachers	-.368***	-.272*
Expectations for what students should learn	-.308***	-.330***
Effectiveness of the principals	-.012	.036
How much money the schools have to spend	.298***	.181
Using tests to measure what students have learned	-.437***	-.461***
Controls included	NO	YES

* $p < 0.05$, ** $p < 0.01$, *** $p < 0.001$

Model 2 includes the following controls: year, gender, age, race, education, household income, employment, occupation (teacher), region, and political ideology.

Overall, opt-out activists have different views than the general public on the importance of different ideas for improving public schools in the community. Compared to the general public, opt-out activists are less enthusiastic about setting standards (expectations for what students should learn) or using standardized tests; at the same time, opt-out activists are more enthusiastic about the role of school leadership (effectiveness of the principals) and resources (how much money the schools have to spend).

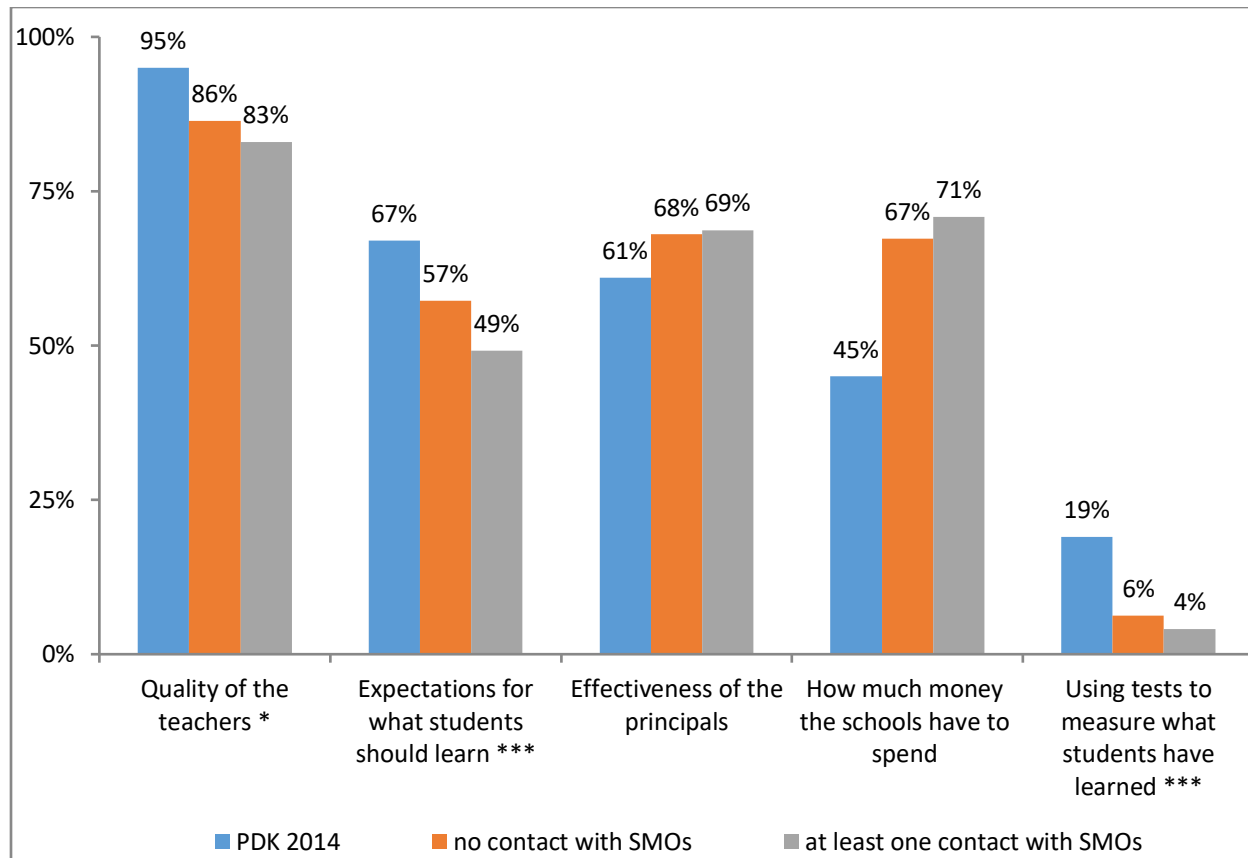


Figure 3. Predicted probabilities of perceived importance of five ideas for improving public schools in the community (% very important), by sample and contact with social movements organizations. Significance test for differences between opt-out activists with and without contact with SMOs:

* $p < 0.05$, ** $p < 0.01$, *** $p < 0.001$

In three out of the five ideas, we find a statistically significant difference between opt-out activists who were mobilized by SMOs and other activists: (a) quality of teachers, (b) expectations for what students should learn, and (c) using tests to measure what students have learned. In the case of “expectations for what students should learn,” the difference is large enough to be of value in a practical sense: opt-out activists with no connection to the organizational network have a probability of .57 to say this idea is very important; for opt-out activists with any connection to the organizational network the probability decreases to .49.

The locus of governmental responsibility is also a key point in the debate over educational policy in the U.S. Stakeholders hold very different views on the roles of the federal government, state government, and local school boards. Table 5 presents a summary of multinomial logistic regression models for where opt-out activists assign the main responsibility for five aspects of public schools. For each outcome variable we estimated the same models as before. To better contextualize the results, Table 6 contains aggregate results for the general public views (PDK, 2015) and predicted probabilities based on Model 2 in Table 5.

Table 5

Summary of multinomial logistic regression models for the locus of governmental responsibility for different aspects of public schools on selected variables

	State vs. Federal		Local vs. Federal	
	Model 1	Model 2	Model 1	Model 2
Paying for the k-12 public education system	.052	.063	.006	.078
Deciding what is taught in the school	.570 ^{***}	.521 ^{**}	.838 ^{***}	.846 ^{***}
Holding schools accountable for what students learn	.298	.260	.586 ^{**}	.555 [*]
Determining the right amount of testing	.496 [*]	.435	.630 ^{**}	.553 [*]
Setting educational standards for what students should know	.667 ^{***}	.618 ^{***}	.706 ^{***}	.724 ^{***}
Controls included	NO	YES	NO	YES

* $p < 0.05$, ** $p < 0.01$, *** $p < 0.001$

Model 2 includes the following controls: year, gender, age, race, education, household income, employment, occupation (teacher), region, and political ideology.

Table 6

Predicted probabilities of locus of governmental responsibility for different aspects of public schools, by sample and contact with social movements organizations

Panel A: Setting educational standards for what students should know

Response	At least one contact with SMOs	No contact with SMOs	PDK 2015
Federal	.12	.21	.28
Stata	.51	.48	.43
Local	.37	.31	.28
DK			.01

Panel B: Determining the right amount of testing

Response	At least one contact with SMOs	No contact with SMOs	PDK 2015
Federal	.04	.06	.21
Stata	.19	.20	.42
Local	.77	.74	.31
DK			.06

Table 6 cont.

Predicted probabilities of locus of governmental responsibility for different aspects of public schools, by sample and contact with social movements organizations

Panel C: Holding schools accountable for what students learn

Response	At least one contact with SMOs	No contact with SMOs	PDK 2015
Federal	.03	.05	.19
Stata	.28	.33	.44
Local	.69	.61	.33
DK			.04

Panel D: Deciding what is taught in the school

Response	At least one contact with SMOs	No contact with SMOs	PDK 2015
Federal	.06	.12	.15
Stata	.29	.34	.28
Local	.65	.55	.56
DK			.01

Panel E: Paying for the k-12 public education system

Response	At least one contact with SMOs	No contact with SMOs	PDK 2015
Federal	.24	.25	.23
Stata	.46	.46	.46
Local	.30	.29	.26
DK			.04

Overall, opt-out activists are more likely than the general public to place responsibility for educational policy at the local school board or state government levels (versus at the federal level). The only exception is paying for the K-12 public education system. Here, we find little if any difference between opt-out activists and the general public. About half of the respondents place responsibility for funding on the state, and the rest place responsibility for funding on the federal government or local school board.

Opt-out activists who were mobilized by SMOs are more likely than their counterparts who were not mobilized by SMOs to attribute responsibility for educational policy to local school boards and state government (versus federal government). This pattern is evident in four out of five domains: (a) deciding what is taught in the school, (b) holding schools accountable for what students learn, (c) determining the right amount of testing, and (d) setting educational standards for what students should know. Moreover, the differences between activists persist when we adjust for socio-demographic characteristics. For example, opt-out activists with no connection to SMOs have a probability of .21 to place responsibility for “setting educational standards for what students should know” at the federal level, but this figure drops to .12 among opt-out activists with connections to the organizational network.

We conducted several methodological checks on our results to assess whether the patterns are sensitive to the sample composition, with 30.5 percent of the respondents residing in New York (not reported, available upon request). First, we estimated all models with the sub-sample of New York and with the sub-sample of other states. Second, we conducted a series of analyses in which we included an interaction term between state (New York vs. other states) and mobilization by SMOs. Patterns were consistent across all models, suggesting that the patterns are not driven by the large representation of activists from New York in the sample.

Discussion

Using data from two waves of the National Survey on Opting Out (2016 and 2018), we use social network analysis (SNA) in two distinct ways in this study. First, as a methodological tool for mapping the structure of an educational social movement, we use SNA to depict the structure of the opt-out movement. This allows us to discern which SMOs are central to bringing resources to the movement, especially in terms of potential mobilization to participation. Second, as a conceptual approach that focuses on relationships between actors, we use SNA to examine whether activists with a link to opt-out organizations hold different policy preferences than other activists (those without a link to opt-out organizations). This allows us to explore the potential role of SMOs in education policy.

The evidence described in this study shows that both national level (e.g., United Opt Out; BATs) and state level (e.g., SOS NJ; Washington State Against Common Core) organizations conducted major opt-out outreach efforts. The 2016 network identified organizations active in several states (New Jersey, Georgia, Michigan, Washington, Florida, Oregon) with New York State most heavily represented. In the 2018 network, several key national organizations remain while many of the state organizations are not named. This suggests that organizations in the Northeast, particularly in New York and New Jersey, continued their mobilization efforts while SMOs in other parts of the country were less active. Overall, our findings paint a picture of an organizational policy network that is relatively stable over time, shrinking slightly between the first and second waves of the survey, in 2016 and 2018 respectively.

These patterns have implications for the opt-out movement. The organizational network we identified includes SMOs that are dedicated to the particular contested policy issue of standardized testing, as well as SMOs that address standardized testing policy as part of a larger organizational agenda. Indeed, many of the SMOs in the network are concerned with education policy issues that go beyond standardized testing to issues of public education in general. For instance, while the Badass Teachers Association (BATs), which is central in the opt-out network in both 2016 and 2018, clearly states in its mission statement that it is against high-stakes testing to evaluate teachers, students and schools, that goal is just one of thirteen goals described in the organization's mission statement (BATs, 2019). BATs sees itself as dedicated to educational social justice broadly defined. We suspect that activists who are exposed to organizations in the opt-out network like BATs are being exposed to policy information and message framing not only about opt-out but about other education policy issues as well. In other words, the organizational network crates a space where activists can learn about multiple ideas and agendas regarding education.

The prominence of New York in the network is a reflection of our sample composition (one-third of all survey respondents are from New York) but may also reflect the importance of organizational density on activism. New York has consistently had the highest opt-out rates in the country, with state rates hovering around 20% during the last several years. Our data cannot directly address the question of whether NY opt-out rates are consistently high because of the organizational density of its network, or whether high opt-out rates or network structure came first. Nevertheless,

the pattern suggests there could be a relationship between a stable SMOs network and high opt-out rates.

Not all opt-out activists have the same likelihood to be mobilized by SMOs. Our analysis shows that political ideology plays an important role. In 2016, self-identified liberals and conservatives reported on connections to opt-out SMOs at about equal rates, with very few 'middle of the road' participants reporting on such connections. This reflects the fact that the opt-out movement brought together, at least initially, concerns from across the ideological spectrum, with liberals concerned with the use of high-stakes testing in teacher evaluations and the growing role of corporate interests in education, and conservatives protesting against the growing role of the federal government in education policy (Pizmony-Levy & Green Saraisky, 2016). By 2018, the SMOs network is mobilizing fewer people overall and shows a significant drop among conservative respondents. This pattern might be related to broader shifts in the political context (e.g., the election of President Donald Trump and the appointment of Betsy DeVos as Secretary of Education). With a new federal administration, concerns that have motivated conservative activists in the past – such as the Common Core State Standards and the role of the federal government in education policy – were perceived as “solved” (see Pizmony-Levy & Green Saraisky, forthcoming). In addition to political ideology, we also find that SMOs engage differently with men and women. Compared to women, men are more likely to report having contact with SMOs. Past research offers little insight into the relationship between gender and SMOs. Recent surveys show men and women are equally likely to be internet users (Perrin & Duggan, 2015) and that women are more likely than men to participate in education activism (Pizmony-Levy, Pallas & Green Saraisky, 2018). In other words, internet use and civic engagement on educational issues cannot explain the aforementioned gender gap. It is possible that women rely on other social networks or channels for participation (e.g., parent networks) while men are more likely to rely on organizational networks (Currin, Schroeder & McCardle, forthcoming). Future research could address this issue.

In this study we examined not only the organizational networks of the opt-out movement, but also a possible mechanism through which organizational networks may impact policy change: the policy preferences of activists. The evidence from our multivariate analysis suggests that activists who have network contact hold different policy preferences on a range of issues beyond those connected to opting out. The patterns are especially clear when we analyze views towards the locus of governmental responsibility for different aspects of public schools. Importantly, these patterns hold even after we adjust for individual characteristics. If activist policy preferences are associated with exposure to the broader educational agendas of the SMOs in the opt-out network, this link is important to understanding possible SMOs impact on education policy.

This further clarifies the conditions under which networks can matter for policy change. Past research has demonstrated how organizational networks are important for resource mobilization, collective identity, issue framing and capacity building, but there is less agreement about the political consequences of SMOs (Amenta, Caren, Chiarello & Su, 2010). While it is not the only determinant of political outcomes for SMOs, clearly one important channel is the SMOs ability to define problems, create frames and offer policy solutions that resonate with activists (Cress & Snow, 2000), thereby affecting activist policy preferences. The literature also differentiates between activists' preferences and those of general public opinion (Amenta, et al, 2010; Dencik & Cable, 2017). It is theorized that SMOs directly affect policy only insofar as they are providing policymakers with information that affects their re-election prospects, and that this SMO influence is reduced or disappears when public (majority) opinion is taken into account (Burstein & Linton, 2002). However, if SMOs contact is affecting activist policy preferences more broadly than on a contentious issue, SMOs can affect policy to the extent that they are shifting not only activist preferences but broader policy debates. At the individual level, the shift in activist preferences might

also impact policy if activists vote for those policy makers who promise to support voters' preferred policy preferences. This is an initial examination of this possible link but it broadens our understanding of how a policy network can work at the grassroots rather than the elite level (e.g. lobbying and established interest groups) that much of the policy networks literature explores.

One limitation of the study is that we do not know how the initial tie between activists and SMOs was formed. It is possible that activists themselves, wanting to participate in opt-out related activities or for other reasons, might have reached out to one of the organizations directly. Another related limitation is that we do not know whether opt-out activists, once contacted by a SMO, participated in any of the opt-out activities promoted by the SMO. Indeed, future research should examine the links between contact with SMOs and modes of participation in the opt-out movement (e.g., contacting elected officials and policy makers).

Another direction for future research would be to explore the network of SMOs using information from sources other than surveys. For example, researchers could construct the organizational network using information on board members and staff. This would allow for exploring the interlocking relationships between SMOs and their role in facilitating change (or stability) within the opt-out movement. Yet another possible direction is to analyze news reports on the opt-out movement (similar to the work of Wang, 2017). Social-movements scholars have used this approach to study changes in SMOs collaboration and the role of networks in the diffusion of protest tactics (e.g., Wang & Soule, 2012; 2016).

Scholars and policy makers have recognized the importance of networks for education policy and implementation. The opt-out movement and the findings of our study suggest that networks operate not only at the macro-level (federal and state government), but also at the micro-level where activists and the public are the main actors. Scholars of policy studies should continue to pay attention to the grassroots networks that connect people, organizations, and agendas.

References

- Amenta, E., Caren, N., Chiarello, E., & Su, Y. (2010). The political consequences of social movements. *Annual Review of Sociology*, 36, 287-307. <https://doi.org/10.1146/annurev-soc-070308-120029>
- Armstrong, E. A., & Bartley, T. (2007). Social movement organizations. *The Blackwell encyclopedia of sociology*. <https://doi.org/10.1002/9781405165518.wbeoss158>
- Au, W., & Ferrare, J. (2014). Sponsors of policy: A network analysis of wealthy elites, their Affiliated philanthropies, and charter school reform in Washington State. *Teachers College Record*, 116(8), 1-24.
- Baek, C., Hörmann, B., Karseth, B., Pizmony-Levy, O., Sivesind, K., & Steiner-Khamsi, G. (2018). Policy learning in Norwegian school reform: A social network analysis of the 2020 incremental reform. *Nordic Journal of Studies in Educational Policy*, 4(1), 24-37. <https://doi.org/10.1080/20020317.2017.1412747>
- Ball, S. J. (2008). New philanthropy, new networks and new governance in education. *Political studies*, 56(4), 747-765. <https://doi.org/10.1111/j.1467-9248.2008.00722.x>
- Ball, S. J. (2016). Following policy: Networks, network ethnography and education policy mobilities. *Journal of Education Policy*, 31(5), 549-566. <https://doi.org/10.1080/02680939.2015.1122232>
- Bennett, R. E. (2016). Opt-out: An examination of issues (Research Report No. RR-16-13). Educational Testing Service. <https://doi.org/10.1002/ets2.12101>
- Burstein, P. (1998). Bringing the public back in: Should sociologists consider the impact of public opinion on public policy? *Social Forces*, 77(1), 27-62. <https://doi.org/10.2307/3006009>

- Burstein, P. (2003). The impact of public opinion on public policy: A review and an agenda. *Political research quarterly*, 56(1), 29-40. <https://doi.org/10.1177/106591290305600103>
- Burstein, P., & Linton, A. (2002). The impact of political parties, interest groups, and social movement organizations on public policy: Some recent evidence and theoretical concerns. *Social Forces*, 81(2), 380-408. <https://doi.org/10.1353/sof.2003.0004>
- Clayton, G., Bingham, A. J., & Ecks, G. B. (2019). Characteristics of the opt-out movement: Early evidence for Colorado. *Education Policy Analysis Archives*, 27(33). <http://dx.doi.org/10.14507/epaa.27.4126>
- Cress, D. M., & Snow, D. A. (2000). The outcomes of homeless mobilization: The influence of organization, disruption, political mediation, and framing. *American Journal of Sociology*, 105(4), 1063-1104. <https://doi.org/10.1086/210399>
- Crossley, N., & Ibrahim, J. (2012). Critical mass, social networks and collective action: Exploring student political worlds. *Sociology*, 46(4), 596-612. <https://doi.org/10.1177/0038038511425560>
- Currin, E., Schroeder, S., & McCardle, T. (forthcoming). Portraits of protest in Florida: How opt-out makes the personal political. *Teachers College Record*.
- Chingos, M. (2015). Who opts out of state tests? (Research Report No. 113). Brookings Institution. <http://www.brookings.edu/research/papers/2015/06/18-chalkboard-who-opts-out-chingos>
- Daly, A. J., & Finnigan, K. S. (2010). A bridge between worlds: Understanding network structure to understand change strategy. *Journal of Educational Change*, 11(2), 111-138. <https://doi.org/10.1007/s10833-009-9102-5>
- Daly, A. J., Moolenaar, N. M., Bolivar, J. M., & Burke, P. (2010). Relationships in reform: The role of teachers' social networks. *Journal of Educational Administration*, 48(3), 359-391. <https://doi.org/10.1108/09578231011041062>
- Dencik, L., & Cable, J. (2017). The advent of surveillance realism: Public opinion and activist responses to the Snowden leaks. *International Journal of Communication*, 11, 763-781.
- Diani, M. (1992). The concept of social movement. *The Sociological Review*, 40(1), 1-25. <https://doi.org/10.1111/j.1467-954X.1992.tb02943.x>
- Ferrare, J. J., & Reynolds, K. (2016). Has the elite foundation agenda spread beyond the Gates? An organizational network analysis of nonmajor philanthropic giving in K-12 education. *American Journal of Education*, 123(1), 137-169. <https://doi.org/10.1086/688165>
- Heaney, M. T., & Rojas, F. (2007). Partisans, nonpartisans, and the antiwar movement in the United States. *American Politics Research*, 35(4), 431-464. <https://doi.org/10.1177/1532673X07300763>
- Heaney, M. T., & Rojas, F. (2008). Coalition dissolution, mobilization, and network dynamics in the US antiwar movement. In *Research in social movements, conflicts and change* (pp. 39-82). Emerald Group Publishing Limited. [https://doi.org/10.1016/S0163-786X\(08\)28002-X](https://doi.org/10.1016/S0163-786X(08)28002-X)
- Heaney, M. T., & Rojas, F. (2014). Hybrid activism: Social movement mobilization in a multimovement environment. *American Journal of Sociology*, 119(4), 1047-1103. <https://doi.org/10.1086/674897>
- Howlett, M., Mukherjee, I., & Koppenjan, J. (2017). Policy learning and policy networks in theory and practice: The role of policy brokers in the Indonesian biodiesel policy network. *Policy and Society*, 36(2), 233-250. <https://doi.org/10.1080/14494035.2017.1321230>
- Hursh, D., Deutermann, J., Rudley, L., Chen, Z., & McGinnis, S. (2020). *Opting Out: The story of the parents' grassroots movement to achieve whole-child public schools*. Stylus Publishing, LLC.

- Kretchmar, K., Sondel, B., & Ferrare, J. J. (2014). Mapping the terrain: Teach For America, charter school reform, and corporate sponsorship. *Journal of Education Policy*, 29(6), 742–59. <https://doi.org/10.1080/02680939.2014.880812>
- McCarthy, J. D. (2013). Social movement organization (SMO). *The Wiley-Blackwell encyclopedia of social and political movements*. <https://doi.org/10.1002/9780470674871.wbespm195>
- McCarthy, J. D., & Zald, M. N. (1977). Resource mobilization and social movements: A partial theory. *American Journal of Sociology*, 82(6), 1212-1241. <https://doi.org/10.1086/226464>
- McDermott, M., Robertson, P. and Jensen, R. (2014). *An Activist Handbook for the Education Revolution: United Opt Out's Test of Courage*. Information Age Publishing.
- Mintrom, M., & Vergari, S. (1998). Policy networks and innovation diffusion: The case of state education reforms. *The Journal of Politics*, 60(1), 126-148. <https://doi.org/10.2307/2648004>
- Network for Public Education (2019). About The Network for Public Education. <https://networkforpubliceducation.org/about-npe/>
- Olsson, J., & Hysing, E. (2012). Theorizing inside activism: Understanding policymaking and policy change from below. *Planning Theory & Practice*, 13(2), 257-273. <https://doi.org/10.1080/14649357.2012.677123>
- Paquin Morel, R. (forthcoming). Strange frame fellows: The evolution of discursive framing in the opt-out movement in New York. *Teachers College Record*.
- Perrin, A., & Duggan, M. (2015). Americans' internet access: 2000-2015. *Pew Research Center*, 26(6), 1-12. <https://www.pewresearch.org/internet/2015/06/26/americans-internet-access-2000-2015/>
- Pizmony-Levy, O., & Cosman, B. (2017). *How Americans view the opt out movement*. Teachers College, Columbia University.
- Pizmony-Levy, O., & Green Saraisky, N. (2016). *Who opts out and why. Results from a national survey on opting out of standardized tests*. Teachers College, Columbia University.
- Pizmony-Levy, O., & Green Saraisky, N. (forthcoming). Stability and change in the opt-out movement: 2016-2018. *Teachers College Record*.
- Pizmony-Levy, O., Pallas, A. M., & Green Saraisky, N. (2018). *Edu-Activism in the United States: Civic participation on educational issues*. Teachers College, Columbia University.
- Reckhow, S., & Snyder, J. W. (2014). The expanding role of philanthropy in education politics. *Educational Researcher*, 43(4), 186-195. <https://doi.org/10.3102/0013189X14536607>
- Rhodes, R.A.W. (2006). Policy network analysis. In *The Oxford Handbook of Public Policy*, 423-445. Oxford University Press.
- Roser-Renouf, C., Maibach, E. W., Leiserowitz, A., & Zhao, X. (2014). The genesis of climate change activism: From key beliefs to political action. *Climatic change*, 125(2), 163-178. <https://doi.org/10.1007/s10584-014-1173-5>
- Russell, J. L., Meredith, J., Childs, J., Stein, M. K., & Prine, D. W. (2015). Designing inter-organizational networks to implement education reform: An analysis of state Race to the Top applications. *Educational Evaluation and Policy Analysis*, 37(1), 92-112. <https://doi.org/10.3102/0162373714527341>
- Sabatier, P. A., & Jenkins-Smith, H. C. (1993). *Policy change and learning: An advocacy coalition approach*. Westview Press.
- Sabatier, P. A., & C. M. Weible (2007). The advocacy coalition framework: Innovations and clarifications. In: P. A. Sabatier (Ed.). *Theories of the policy process* (2nd ed.; pp. 189-217). <https://doi.org/10.4324/9780367274689-7>
- Scott, J. (2009). The politics of venture philanthropy in charter school policy and advocacy. *Educational Policy*, 23(1), 106-136. <https://doi.org/10.1177/0895904808328531>

- Schroeder, S., Currin, E., & McCardle, T. (2018). Mother tongues: The opt out movement's vocal response to patriarchal, neoliberal education reform. *Gender and Education, 30*(8), 1001-1018. <https://doi.org/10.1080/09540253.2016.1270422>
- Stuart, Jr., J. (1991). Policy models and equal educational opportunity. *PS: Political Science and Politics, 24*(2), 167-73. <https://doi.org/10.2307/419925>
- Supovitz, J. A., Stephens, F., Kubelka, J., McGuinn, P., & Ingersoll, H. (2016). The bubble bursts: The 2015 opt-out movement in New Jersey. CPRE Working Papers. <https://doi.org/10.12698/cpre.2016.wp2016-8>
- Uba, K. (2009). The contextual dependence of movement outcomes: A simplified meta-analysis. *Mobilization: An International Quarterly, 14*(4), 433-448. <https://doi.org/10.17813/maiq.14.4.m8477j873p47p546>
- United Opt Out (2012). Opting out of high-stakes testing - Supporting documentation and presentation materials. <http://schottfoundation.org/file/2151/download?token=QO9AAXI1>
- Van Stekelenburg, J., & Klandermans, B. (2013). The social psychology of protest. *Current Sociology, 61*(5-6), 886-905. <https://doi.org/10.1177/0011392113479314>
- Wang, D. J., & Soule, S. A. (2012). Social movement organizational collaboration: Networks of learning and the diffusion of protest tactics, 1960-1995. *American Journal of Sociology, 117*(6), 1674-1722. <https://doi.org/10.1086/664685>
- Wang, D. J., & Soule, S. A. (2016). Tactical innovation in social movements: The effects of peripheral and multi-issue protest. *American Sociological Review, 81*(3), 517-548. <https://doi.org/10.1177/0003122416644414>
- Wang, Y. (2017). The social networks and paradoxes of the opt-out movement amid the Common Core State Standards implementation: The case of New York. *Education Policy Analysis Archives, 25*(34). <https://doi.org/10.14507/epaa.25.2757>
- Wasserman, S., & Faust, K. (1994). *Social network analysis: Methods and applications (Vol. 8)*. Cambridge University Press. <https://doi.org/10.1017/CBO9780511815478>
- Weible, C. M., & Sabatier, P. A. (2005). Comparing policy networks: Marine protected areas in California. *Policy Studies Journal, 33*(2), 181-204. <https://doi.org/10.1111/j.1541-0072.2005.00101.x>
- Weible, C. M., Sabatier, P. A., & McQueen, K. (2009). Themes and variations: Taking stock of the advocacy coalition framework. *Policy Studies Journal, 37*(1), 121-140. <https://doi.org/10.1111/j.1541-0072.2008.00299.x>
- Wilson, T. (forthcoming). Fragile political coalitions: Negotiating race and class in the opt-out movement. *Teachers College Record*.
- Zald, M. N., & Ash, R. (1966). Social movement organizations: Growth, decay and change. *Social Forces, 44*(3), 327-341. <https://doi.org/10.2307/2575833>

Appendix A

Social-movements organizations named by opt-out activists

Row Labels	2016	2018
50th No More	x	
Abbot Leadership Institute	x	
ACLU of Florida (American Civil Liberties Union)	x	x
ACT for education	x	x
Action for Mason Education	x	
Action for Ohio Education	x	
AERO (Alternative Education Resource Organization)		x
AFT (American Federation of Teachers)	x	
AGHAST (Angry Grandparents Against High Stakes Testing)		x
Alliance for Philadelphia Public Schools	x	
Ann Arbor opt-out	x	
AQE (Alliance for Quality Education)	x	x
AROS (Alliance to Reclaim Our Schools)		x
Awake the State	x	
Babylon Parents for Common Sense Education	x	
BATs (Bad Ass Teachers)	x	x
BATS Buffalo	x	
BATS CA	x	
BATS NJ	x	
BATs NY	x	x
BATS Ohio	x	
BATS OR	x	
BATS Oregon	x	
BATs WA	x	x
BATS WI	x	
Bethpage Congress of Teachers (union)		x
BLM (Black Lives Matters)		x
Borderlands Writing Project	x	
Brevard County FL opt-out	x	
Broward opt-out	x	
Buffalo Anti-Racism Coalition	x	
Buffalo PTA	x	
Buffalo Teachers Federation (union)	x	
Busted Pencils	x	
CA opt-out	x	
Capital District Withdraw From Common Core	x	
Caucus of Working Educators (of the Philadelphia Federation of Teachers)	x	
CELT (Center for the Expansion of Language and Thinking)		x
Central FL opt-out	x	
Central Ohio Public Education Coalition		x
Central Square opt-out	x	
Change the Stakes	x	x
Charlotte opt-out		x

Row Labels	2016	2018
Chicago Teachers Union (union)	x	
Choose to Refuse Common Core	x	
Chula Vista opt-out	x	
Citizen Action of New York	x	x
Citizens for Public Schools	x	x
Class Size Matters	x	x
Cleveland Caucus to reclaim our schools		x
CNY opt-out	x	
Common Core Forum	x	
Community Education Councils (CEC) NYC		x
CT Against Common Core	x	
CT Education Association	x	
Dane County opt-out	x	
Dane County Public Education Coalition	x	
Dreamyard Project	x	
End Common Core MA	x	
Fair Test	x	x
Families United for Public Education	x	
FL opt-out	x	x
Florida Educational Association	x	
GA opt-out	x	x
Georgians to Stop Common Core	x	
Half Hollow Hills Against Common Core	x	
Hawaii State Teachers Association	x	
Heinman Publishers	x	
ID opt-out		x
IN opt-out	x	x
Indy Apples	x	
International Socialist Organization	x	
Jackson Heights People for Public Schools		x
Jesse Turner	x	
Journey for Justice		x
Ken Ton Advocates for Student Centered Education	x	
LA opt-out		x
Lace to the top	x	
League of Women Voters	x	x
Leon County FL opt-out	x	
Less Testing More Learning		x
Lewiston opt-out	x	
LI opt-out	x	x
Longwood Against Common Core	x	
MA opt-out	x	
Maine Educators Association	x	
Maine opt-out	x	
Manatee opt-out	x	
Martin opt-out	x	

Row Labels	2016	2018
Massachusetts Comprehensive Assessment System		x
Massachusetts Teachers Association		x
MI opt-out	x	
Middle Island Teachers' Association local	x	
Milwaukee opt-out	x	x
Minneapolis Federation of Teachers (union)		x
Minneapolis Rising		x
MN opt-out	x	x
Momma Bears	x	
Monmouth County Education Association NJ	x	
Montclair Cares About Schools	x	x
MORE caucus (Movement of Rank and File Educators)	x	x
More Teaching Less Testing	x	
More Than A Score Chicago	x	x
National Association for the Advancement of Colored Persons		x
National Education Association	x	x
National Education Association RI	x	
Nevadans Against Common Core	x	
New Jersey Collaborative Online Research Exchange		x
New Jersey Education Association	x	x
New Mexico Education Powerhouse		x
New York Collective of Radical Educators	x	x
New York Performance Standards Consortium		x
New York State United Teachers	x	x
NJ Kids & Families		x
NJ opt-out	x	x
NJ Working Families Alliance	x	
NM opt-out	x	x
No Common Core Maine	x	
North Country Alliance for Public Education	x	
North Dakota Stop Common Core	x	
NOVA opt-out	x	x
NYC Kids Pac		x
NYC opt-out	x	x
NYS Allies for Public Education	x	x
NYS opt-out		x
Oak Park Call to Action		x
Ohio opt-out	x	
Oklahoma Education Association	x	x
Oneonta Area for Public Education	x	x
Oneonta Concerned Parents	x	
OR opt-out	x	x
Orlando opt-out	x	x
PA Against Common Core	x	
PA opt-out	x	x
PA Parents Against Common Core	x	

Row Labels	2016	2018
Pacific Institute	x	
Palm Beach opt-out	x	
Palos Parent Park the PARCC		x
Parent Power of Indianapolis		x
Parent Strike	x	
Parents Across America	x	
Parents Across America OR		x
Parents Across RI		x
Parents Against Common Core		x
Parents and Friends for Tacoma Public Schools	x	
Parents and Teachers Against Common Core	x	
Parents and Teachers Together	x	
Parents United for Responsible Education	x	
Philadelphia opt-out	x	
Pinellas opt-out	x	
Plainview Old Bethpage Congress of Teachers (union)	x	
Portland opt-out		x
PPS opt-out	x	
PTEC of Albuquerque NM	x	
Race to Nowhere	x	
Raise Your Hand Illinois	x	x
Red for Ed	x	
Refuse of Cuyahoga County		x
Refuse Smarter Balanced Assessment Hawaii		x
Refuse State Standardized Tests NJ		x
Rethinking Testing Mid-Hudson	x	x
Ridgewood Cares about Schools	x	
Rush Henrietta Parents Against Excessive Standardized Testing	x	
RVA opt-out	x	x
Sachem Community Alliance for Public Education	x	
Sarasota opt-out	x	x
Save Michigan Public Schools	x	
Seattle opt-out	x	
Seattle Social Equity Educators	x	
Seminole opt-out	x	
Smithtown Parent Advocacy group	x	
Social Equality Educators	x	
SOS	x	x
SOS NJ	x	x
SOS Oregon	x	x
Soup For Teachers	x	
Spokane Washington Against Common Core	x	
Stop Common Core CA	x	
Stop Common Core NYS	x	
Stop Common Core WA	x	
Stronger Together Caucus	x	

Row Labels	2016	2018
Students Not Scores	x	
Susan Ohanian	x	
Teacher Action Group Philly	x	
Teacher United	x	
Tennesseans Reclaiming Educational Excellence	x	
Test Mania	x	
Texans take action against STAAR		x
Texas Kids Can't Wait		x
Texas Parents Educational Rights Network	x	x
Texas Retired Teachers Association		x
The Children's Sangha		x
Time Out From Testing	x	
TN opt-out	x	
TX opt-out	x	x
Uncommon to Our Core	x	
United Federation of Teachers		x
United for Florida Children	x	
United Opt Out	x	x
Uniting 4 Kids	x	
Utahns Against Common Core	x	
WA opt-out	x	x
Washington State Against Common Core	x	
Wear red for Ed	x	
West Seneca Teachers Association	x	
Westchester opt-out	x	
Western New Yorkers for Public Education	x	
Williamsburg opt-out	x	

About the Authors

Nancy Green Saraisky

Teachers College, Columbia University
nlg2004@columbia.edu

Nancy Green Saraisky is a research associate and adjunct assistant professor in the Department of International and Transcultural Studies. She received her PhD in political science and comparative education from Columbia University, where her studies were funded by the National Science Foundation. Recent projects focus on the relationship between data, politics and policy as it relates to educational assessment, both domestically and internationally. She also researches education activism and the rhetoric of education policy making.

Oren Pizmony-Levy

Teachers College, Columbia University
op2183@tc.columbia.edu

Oren Pizmony-Levy is an associate professor in the Department of International and Transcultural Studies. He holds a PhD in sociology and comparative and international education from Indiana University-Bloomington. His research and teaching focus on the intersection between education and social movements. One line of research examines the accountability movement and its role in the emergence of international assessments of student achievement (e.g., TIMSS, PIRLS, and PISA). Another line of research examines the Opt Out movement in the United States.

About the Guest Editors

Emily M. Hodge

Montclair State University
hodgee@montclair.edu

Emily M. Hodge, Ph.D., is an assistant professor in the Department of Educational Leadership at Montclair State University. She received her PhD from the Department of Education Policy Studies at the Pennsylvania State University. Her work uses qualitative methods and social network analysis to understand the changing nature of strategies for educational equity. Recent projects have explored how educational systems, schools, and teachers negotiate the tension between standardization and differentiation in the context of the Common Core State Standards, and the varied strategies state education agencies are using to support standards implementation.

Joshua Childs

The University of Texas at Austin
joshuachilds@austin.utexas.edu

Joshua Childs is an assistant professor of Educational Policy and Planning (EPP) in the Department of Educational Leadership and Policy. Joshua received his PhD in Learning Sciences and Policy at the University of Pittsburgh. Joshua's research focuses on the role of interorganizational networks, cross-sector collaborations, and strategic alliances to address complex educational issues. Specifically, his work examines collaborative approaches involving community organizations and stakeholders that have the potential to improve academic achievement and reduce opportunity gaps for students in urban and rural schools.

Wayne Au

University of Washington, Bothell

wayneau@uw.edu

Wayne Au is an educator, activist, and scholar who focuses on issues of race, class, and power in schooling. He is a professor in the School of Educational Studies at the University of Washington-Bothell, where he currently serves as dean of diversity and equity. Au is an editor of the social justice teacher magazine *Rethinking Schools* and the author or editor of numerous other publications, including *Teaching for Black Lives*, *Rethinking Ethnic Studies*, and *A Marxist Education: Learning to Change the World*.

SPECIAL ISSUE

Researching 21st Century Education Policy Through Social Network Analysis

education policy analysis archives

Volume 28 Number 124

August 17, 2020

ISSN 1068-2341



Readers are free to copy, display, distribute, and adapt this article, as long as the work is attributed to the author(s) and **Education Policy Analysis Archives**, the changes are identified, and the same license applies to the derivative work. More details of this Creative Commons license are available at <https://creativecommons.org/licenses/by-sa/4.0/>. **EPAA** is published by the Mary Lou Fulton Institute and Graduate School of Education at Arizona State University. Articles are indexed in CIRC (Clasificación Integrada de Revistas Científicas, Spain), DIALNET (Spain), [Directory of Open Access Journals](#), EBSCO Education Research Complete, ERIC, Education Full Text (H.W. Wilson), QUALIS A1 (Brazil), SCImago Journal Rank, SCOPUS, SOCOLAR (China).

Please send errata notes to Audrey Amrein-Beardsley at audrey.beardsley@asu.edu

Join EPAA's Facebook community at <https://www.facebook.com/EPAAAPE> and Twitter feed @epaa_aape.

education policy analysis archives
editorial board

Lead Editor: **Audrey Amrein-Beardsley** (Arizona State University)

Editor Consultor: **Gustavo E. Fischman** (Arizona State University)

Associate Editors: **Melanie Bertrand, David Carlson, Lauren Harris, Danah Henriksen, Eugene Judson, Mirka Koro-Ljungberg, Daniel Liou, Scott Marley, Molly Ott, Iveta Silova** (Arizona State University)

Cristina Alfaro

San Diego State University

Gary Anderson

New York University

Michael W. Apple

University of Wisconsin, Madison

Jeff Bale

University of Toronto, Canada

Aaron Bevenot SUNY Albany

David C. Berliner

Arizona State University

Henry Braun Boston College

Casey Cobb

University of Connecticut

Arnold Danzig

San Jose State University

Linda Darling-Hammond

Stanford University

Elizabeth H. DeBray

University of Georgia

David E. DeMatthews

University of Texas at Austin

Chad d'Entremont Rennie Center
for Education Research & Policy

John Diamond

University of Wisconsin, Madison

Matthew Di Carlo

Albert Shanker Institute

Sherman Dorn

Arizona State University

Michael J. Dumas

University of California, Berkeley

Kathy Escamilla

University of Colorado, Boulder

Yariv Feniger Ben-Gurion

University of the Negev

Melissa Lynn Freeman

Adams State College

Rachael Gabriel

University of Connecticut

Amy Garrett Dikkers University
of North Carolina, Wilmington

Gene V Glass

Arizona State University

Ronald Glass University of

California, Santa Cruz

Jacob P. K. Gross

University of Louisville

Eric M. Haas WestEd

Julian Vasquez Heilig California

State University, Sacramento

Kimberly Kappler Hewitt

University of North Carolina

Greensboro

Aimee Howley Ohio University

Steve Klees University of Maryland

Jaekyung Lee SUNY Buffalo

Jessica Nina Lester

Indiana University

Amanda E. Lewis University of

Illinois, Chicago

Chad R. Lochmiller Indiana

University

Christopher Lubienski Indiana

University

Sarah Lubienski Indiana University

William J. Mathis

University of Colorado, Boulder

Michele S. Moses

University of Colorado, Boulder

Julianne Moss

Deakin University, Australia

Sharon Nichols

University of Texas, San Antonio

Eric Parsons

University of Missouri-Columbia

Amanda U. Potterton

University of Kentucky

Susan L. Robertson

Bristol University

Gloria M. Rodriguez

University of California, Davis

R. Anthony Rolle

University of Houston

A. G. Rud

Washington State University

Patricia Sánchez University of

University of Texas, San Antonio

Janelle Scott University of

California, Berkeley

Jack Schneider University of

Massachusetts Lowell

Noah Sobe Loyola University

Nelly P. Stromquist

University of Maryland

Benjamin Superfine

University of Illinois, Chicago

Adai Tefera

Virginia Commonwealth University

A. Chris Torres

Michigan State University

Tina Trujillo

University of California, Berkeley

Federico R. Waitoller

University of Illinois, Chicago

Larisa Warhol

University of Connecticut

John Weathers University of

Colorado, Colorado Springs

Kevin Welner

University of Colorado, Boulder

Terrence G. Wiley

Center for Applied Linguistics

John Willinsky

Stanford University

Jennifer R. Wolgemuth

University of South Florida

Kyo Yamashiro

Claremont Graduate University

Miri Yemini

Tel Aviv University, Israel

archivos analíticos de políticas educativas
consejo editorial

Editores Asociados: **Felicitas Acosta** (Universidad Nacional de General Sarmiento), **Armando Alcántara Santuario** (Universidad Nacional Autónoma de México), **Ignacio Barrenechea**, **Jason Beech** (Universidad de San Andrés), **Angelica Buendía**, (Metropolitan Autonomous University), **Alejandra Falabella** (Universidad Alberto Hurtado, Chile), **Carmuca Gómez-Bueno** (Universidad de Granada), **Veronica Gottau** (Universidad Torcuato Di Tella), **Carolina Guzmán-Valenzuela** (Universidade de Chile), **Antonia Lozano-Díaz** (University of Almería), **Antonio Luzon**, (Universidad de Granada), **María Teresa Martín Palomo** (University of Almería), **María Fernández Mellizo-Soto** (Universidad Complutense de Madrid), **Tiburcio Moreno** (Autonomous Metropolitan University-Cuajimalpa Unit), **José Luis Ramírez**, (Universidad de Sonora), **Axel Rivas** (Universidad de San Andrés), **César Lorenzo Rodríguez Uribe** (Universidad Marista de Guadalajara), **María Veronica Santelices** (Pontificia Universidad Católica de Chile)

Claudio Almonacid

Universidad Metropolitana de
Ciencias de la Educación, Chile

Miguel Ángel Arias Ortega

Universidad Autónoma de la
Ciudad de México

Xavier Besalú Costa

Universitat de Girona, España

Xavier Bonal Sarro Universidad
Autónoma de Barcelona, España

Antonio Bolívar Boitia

Universidad de Granada, España

José Joaquín Brunner Universidad
Diego Portales, Chile

Damián Canales Sánchez

Instituto Nacional para la
Evaluación de la Educación,
México

Gabriela de la Cruz Flores

Universidad Nacional Autónoma de
México

Marco Antonio Delgado Fuentes

Universidad Iberoamericana,
México

Inés Dussel, DIE-CINVESTAV,

México

Pedro Flores Crespo Universidad

Iberoamericana, México

Ana María García de Fanelli

Centro de Estudios de Estado y
Sociedad (CEDES) CONICET,
Argentina

Juan Carlos González Faraco

Universidad de Huelva, España

María Clemente Linuesa

Universidad de Salamanca, España

Jaume Martínez Bonafé

Universitat de València, España

Alejandro Márquez Jiménez

Instituto de Investigaciones sobre la
Universidad y la Educación,
UNAM, México

María Guadalupe Olivier Tellez,
Universidad Pedagógica Nacional,
México

Miguel Pereyra Universidad de

Granada, España

Mónica Pini Universidad Nacional
de San Martín, Argentina

Omar Orlando Pulido Chaves

Instituto para la Investigación
Educativa y el Desarrollo
Pedagógico (IDEP)

José Ignacio Rivas Flores

Universidad de Málaga, España

Miriam Rodríguez Vargas

Universidad Autónoma de
Tamaulipas, México

José Gregorio Rodríguez

Universidad Nacional de Colombia,
Colombia

Mario Rueda Beltrán Instituto de
Investigaciones sobre la Universidad
y la Educación, UNAM, México

José Luis San Fabián Maroto

Universidad de Oviedo,
España

Jurjo Torres Santomé, Universidad
de la Coruña, España

Yengny Marisol Silva Laya

Universidad Iberoamericana,
México

Ernesto Treviño Ronzón

Universidad Veracruzana, México

Ernesto Treviño Villarreal

Universidad Diego Portales
Santiago, Chile

Antoni Verger Planells

Universidad Autónoma de
Barcelona, España

Catalina Wainerman

Universidad de San Andrés,
Argentina

Juan Carlos Yáñez Velazco

Universidad de Colima, México

arquivos analíticos de políticas educativas
conselho editorial

Editor Consultor: **Gustavo E. Fischman** (Arizona State University)

Editoras Associadas: **Andréa Barbosa Gouveia** (Universidade Federal do Paraná), **Kaizo Iwakami Beltrao**, (Brazilian School of Public and Private Management - EBAPE/FGV), **Sheizi Calheira de Freitas** (Federal University of Bahia), **Maria Margarida Machado**, (Federal University of Goiás / Universidade Federal de Goiás), **Gilberto José Miranda**, (Universidade Federal de Uberlândia, Brazil), **Marcia Pletsch** (Universidade Federal Rural do Rio de Janeiro), **Maria Lúcia Rodrigues Muller** (Universidade Federal de Mato Grosso e Science), **Sandra Regina Sales** (Universidade Federal Rural do Rio de Janeiro)

Almerindo Afonso

Universidade do Minho
Portugal

Alexandre Fernandez Vaz

Universidade Federal de Santa
Catarina, Brasil

José Augusto Pacheco

Universidade do Minho, Portugal

Rosanna Maria Barros Sá

Universidade do Algarve
Portugal

Regina Célia Linhares Hostins

Universidade do Vale do Itajaí,
Brasil

Jane Paiva

Universidade do Estado do Rio de
Janeiro, Brasil

Maria Helena Bonilla

Universidade Federal da Bahia
Brasil

Alfredo Macedo Gomes

Universidade Federal de Pernambuco
Brasil

Paulo Alberto Santos Vieira

Universidade do Estado de Mato
Grosso, Brasil

Rosa Maria Bueno Fischer

Universidade Federal do Rio Grande
do Sul, Brasil

Jefferson Mainardes

Universidade Estadual de Ponta
Grossa, Brasil

Fabiany de Cássia Tavares Silva

Universidade Federal do Mato
Grosso do Sul, Brasil

Alice Casimiro Lopes

Universidade do Estado do Rio de
Janeiro, Brasil

Jader Janer Moreira Lopes

Universidade Federal Fluminense e
Universidade Federal de Juiz de Fora,
Brasil

António Teodoro

Universidade Lusófona
Portugal

Suzana Feldens Schwertner

Centro Universitário Univates
Brasil

Debora Nunes

Universidade Federal do Rio Grande
do Norte, Brasil

Lílian do Valle

Universidade do Estado do Rio de
Janeiro, Brasil

Geovana Mendonça Lunardi

Mendes Universidade do Estado de
Santa Catarina

Alda Junqueira Marin

Pontifícia Universidade Católica de
São Paulo, Brasil

Alfredo Veiga-Neto

Universidade Federal do Rio Grande
do Sul, Brasil

Flávia Miller Naethe Motta

Universidade Federal Rural do Rio de
Janeiro, Brasil

Dalila Andrade Oliveira

Universidade Federal de Minas
Gerais, Brasil